

UTRGV-EHS-CCP Program

Infants: Remote Teaching Instructional Guide

Week of: Nov30-Dec.4 ,2020

Classroom Teachers and Room Number:

Director or Center Manager Approval:

Parent Acknowledgement:

Date:

Date:

Learning Outcomes: This week children will learn about people who keep them safe: firefighters and police officers.

Learning Goals:

- Develops an increasing capacity to pay attention, focus, concentrate, and be involved (B.2.f).
- begins to develop and demonstrate control over some of their feelings and behaviors (self-regulation) (B.3.d.).
- Develops emerging skills in carrying and cooperation (B.4.f).

<u>Mental Health:</u>	<u>Unite</u>	<u>Calm</u>	<u>Connect</u>	<u>Commit</u>
Dr. Bailey's Conscience Discipline Strategies	Morning Song: Good Morning to you.	Demonstrate Firehouse explosion pretend to hold a hose with both hands. Lift the hose up to your chest as you inhale and lower it and move it as if putting out a fire when you exhale with a swoosh. Invite children to copy your movements as you repeat the action.	Discuss the kindness shown by the way the firefighters help one another. Discuss helping friends.	Tell children: Our classroom is a safe place. We are a community of learners who take care of each other. I will keep you safe and you can help me do this.







Morning Message Sentences: 1. The police officers.



2. The firefighters.



Literacy

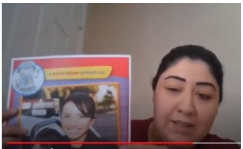
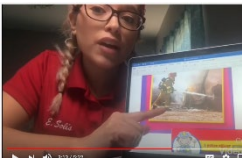


Theme: Week :	Readiness Skill Must Do's: Sing the ABC Song	Family Connection	Nursery Rhyme/Song	Enrichment Activities	Special Needs Adaptations
Wonderful Words of the Week: Firefighter police officer fire safe Language Enhancement:  firefighter bombero  police officer policia  fire incendio  safe seguro	Readiness Skill: Title of Story: Community Helpers Read A Loud Tips: Use different tones of voices and facial expressions. Discussion: Teacher will discuss community helpers. T.W. demonstrate pictures and characters in the book. Who are community helpers that keep us stay safe? Do you have any community helpers in your family? Learning Goals: <ul style="list-style-type: none"> Engages with stories and books. (C.3.c.) Hears and distinguishes the sounds and rhythms of language. (C.3.f.) Learning Outcomes: This week children will learn about people who keep them safe: firefighters and police officers. Materials: <ul style="list-style-type: none"> Book-Community Helpers Puppets Procedures: <ol style="list-style-type: none"> Show children the book we will be reading, show the cover page, back cover, title of the book and illustrator. Ask children who are people who keep us safe as you begin to read the book. 	Family Connection Card Number or Newsletter: #9 Understanding Early Memory  Family Game: Workers and Tools Match Community Helper with his tools. For younger children match community helper with his car. 	Nursery Rhyme/s: Firefighter by Story Bots https://youtu.be/UrjKs1bbyQ Police Officer by Story Bots https://youtu.be/e7R6U-IOEHU Entrance Song: The More We Get Together https://youtu.be/SpzLA-w1l8s Closing Song: Goodbye friends https://youtu.be/2O975ewRT7Q	Enrichment Activities Activity Title: How do firefighters and police keep us safe? Materials: 1. Pictures of community workers and their tools *(found under family connection on frog street.). Songs by Story Bots Firefighter by Story Bots https://youtu.be/UrjKs1bbyQ Police Officer by StoryBots https://youtu.be/e7R6U-IOEHU Procedure: 1. Show children one or both of the videos above that let us know what tools firefighters and police officers use to help us. 2. Talk to children about the tools that firefighters use such	Special Needs Adaptations Reading to babies during the early years is credited with helping them learn to speak, enjoy reading for a lifetime, and develop vocabulary. A reading voice and a singing voice sound different from a speaking voice. Each of these ways of communicating are important for helping children learn the sounds, intonations, and nuances of language. - Frog Street.

Teach children the sign language for the vocabulary words of the week: firefighter, police officer, fire and safe.

- 3.Encourage children to look at the pictures in the book and ask them what is the firefighter using to put out the fire? Give children time to answer.
- 4.Ask children if they have heard the sirens from a fire truck or police car.
- 5.After the story thank children for reading with you and ask children if they know anyone who is a firefighter or police officer.

Questions (Before, During, After):


- Before:**
Who are community helpers that keep us safe?
- During:**
What is the firefighter using to put out the fire?
Have you heard the sirens from the fire truck or police car how do they sound?
- After:**
Do you know someone who is a firefighter or police officer and who is it?



English YouTube Video:



Spanish YouTube Video:



as a fire truck, ladder, sirens and hose.
3.You can point to these items in the video so child can make connections. Use the picture cards from the family game to help children know what to look for in the video.

Math

Wonderful Words of the Week: Fire Safe Firefighter Police officer

Language Enhancement:



firefighter
bombero



police officer
policía



fire
incendio



safe
seguro

Readiness Skill:

Title of lesson: Friends Who Keep Us Safe.

Learning Goals: Shows confidence in increasing abilities (B.2.c).

Learning Outcomes: Children will learn about people who keep them safe: Firefighters and Police officers.

Materials: Pictures or drawings of a policeman, firefighter, police car, fire truck, policeman hat, fireman helmet. Cardboard (can use a cereal box). Marker or crayon.

Procedures:


1. Begin by drawing or find images of firefighter or policeman.
2. Cut cereal box, flip over and draw outline of policeman and firefighter.
3. Match the friends with their outlines.

Questions to ask (Before, During, After): Use your classroom mascot

Before: What community friends keep us safe?"

Family Connection

Card Number or Newsletter: #13 What You Can Do Encouraging Cognitive Skills



Family Game:

Take a walk around the community in search of community workers.

Nursery Rhyme/s:

Entrance Song: Hello Friends

<https://youtu.be/3ywlu30lqKA>

Closing Song: Five Little Monkeys

<https://youtu.be/i14MGnPeBzE>

Enrichment Activities

Activity Title: "Matching"


Materials: No materials required

Procedure: Talk with the child about different community helpers and count how many different cars and hats we used in the matching activity.

Special Needs Adaptations

Show and talk about the pictures of a Policemen and a Firefighter. Also, you can make verbal sounds to a fire truck and a police car.

During: "What do firefighters use to help save lives?"
After: What does a policeman drive?"



English YouTube Video:



Spanish YouTube Video:



Pretend and Learn

Wonderful Words of the Week: Fire
Firefighter
Brave
Listen

Language Enhancement:



firefighter
bombero



police officer
policia



fire
incendio



safe
seguro

Readiness Skill:

Title of Story: I'm a Firefighter

Learning Goals: Demonstrates interest, curiosity, and eagerness in exploring the world around them. (E.1a) Learns and uses words to describe what they are thinking and doing. (E.4a)

Learning Outcomes: The child will explore the world around them. The child will learn about the people that help them stay safe: Firefighters.

Materials:

1. Hat
2. Boots
3. Goggles
4. Coat
5. Water
6. Hose

Procedures:

- 1) Dress up as a firefighter
- 2) Put on the hat
- 3) Coat
- 4) Boots
- 5) Goggles
- 6) Get a water hose
- 7) Pretend to be a firefighter
- 8) Invite a friend or family member to play along

Questions (Before, During, After):


Before: What does a firefighter do?

During: What do firefighters use to put out fires?

After: Which are the steps that we mentioned to stop a fire?

Family Connection

Card Number or Newsletter:
Developing Trust #8



Family Game: "On, Off"

<https://youtu.be/cQvyeX96in0>

Nursery Rhyme/s: Here Comes the Fire Truck

https://youtu.be/RI6UT82cB_E

Entrance Song:

Rise and Shine

https://youtu.be/dy_BWXT6Fjc

Closing Song:

"Time to say Good-bye"

<https://youtu.be/STMI4yiPpoM>

Enrichment Activities

Activity Title:
"Our Good Friend"

Materials:

Stuffed animals

Photos of children/
people being helpful

Procedure:

1. Introduce a stuffed animal as a new friend.

Model how a good friend would act:

-Share

-Say hello

-Thankyou

-You welcome

Special Needs Adaptations

Explain to children that Firefighters help us stay safe, that they are our friends.






English YouTube Video:

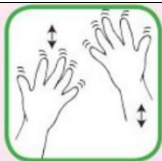


Spanish YouTube Video:



Art/Creativity Station

<p>Wonderful Words of the Week: Fire Firefighter Brave Listen</p> <p>Language Enhancement:</p> <div data-bbox="113 675 277 837">  <p>firefighter bombero</p> </div> <div data-bbox="113 899 277 1062">  <p>police officer policia</p> </div>	<p>Readiness Skill: Title of Story: Fire</p> <p>Learning Goals: Develops an increasing capacity to pay attention, focus, concentrate, and be involved (B.2.f).</p> <p>Learning Outcomes: This week children will learn about people who keep them safe: Firefighters and Police Officers.</p> <p>Materials: 1.Red Paint 2.Yellow Paint 3.White Paper or Construction paper 4Paint Brushes</p> <p>Procedures: 1.Prepare for this activity by having all of the items out in front of you.</p>	<p>Family Connection</p> <p>Card Number or Newsletter: Parents Letter #8</p> <div data-bbox="705 454 898 721">  </div> <p>Family Game: CLi Circle Activity https://cliengagementfamily.org/sponge-play/</p> <ol style="list-style-type: none"> 1.Take the water play outside. 2.Fill a bowl with warm water (adding food dye, if desired). 3. A cookie sheet or plastic tray can also be used to catch any drips. 4.Demonstrate to your toddler how to place the sponge in the full bowl and let it soak up the water. 5.Next, squeeze the sponge over the empty bowl, transferring the water. 6. Have your child try to continue transferring back and forth. 	<p>Nursery Rhyme/s: Hello Friends</p> <p>Entrance Song: Here Comes the Firetruck https://www.youtube.com/watch?v=RI6UT82cB_E</p> <p>Closing Song: See You Later Alligator https://youtu.be/2QkhX7R7K7U</p>	<p>Enrichment Activities</p> <p>Activity Title: Fire collage</p> <p>Materials: 1. fire picture or cut out from magazines or news paper 2.white or construction paper 3.glue or tape</p> <p>Procedure: 1.On paper glue or tape different kind of fire pictures.</p>	<p>Special Needs Adaptation s</p> <p>Give child a red and yellow crayon and a paper and encourage child to scribble on paper.</p>
---	--	---	--	--	--



fire
incendio



safe
seguro

2. On the construction paper, pour some red paint.

3. On the same paper, pour some yellow paint.


4. With the paintbrush, invite child to paint fiery pictures. Scribbles are fine.

Questions (Before, During, After):



What is a firefighter?

How do Firefighters keep us safe?

Why, would you like to be a Firefighter when you grow up?



7. Encourage child to paint with the sponge on the floor.

	<p>English YouTube Video:</p>  <p>Spanish YouTube Video:</p> 				
--	---	--	--	--	--

STEAM Building Structures

<p>Wonderful Words of the Week: Fire Firefighter Brave Listen</p> <p>Language Enhancement :</p> <div data-bbox="115 589 275 748"></div> <p>firefighter bombero</p> <div data-bbox="115 813 275 972"></div> <p>police officer policia</p> <div data-bbox="115 1037 275 1196"></div> <p>fire incendio</p> <div data-bbox="115 1261 275 1421"></div> <p>safe seguro</p>	<p>Readiness Skill:</p> <p>Title of Story: Skittles Activity</p> <p>Learning Goals:</p> <p>Develops emerging skills in caring and cooperation (B.4.f)</p> <p>Learning Outcomes:</p> <p>This week children will learn about people who keep them safe: Firefighter and Police Officer.</p> <p>Materials: 1 Skittles 2.White small paper plate 3.Water</p> <p>Procedures:</p> <ol style="list-style-type: none"> 1. Arrange the skittles in a single row red, orange, and yellow around the edge of the plate. 2. Pour over enough warm water to cover all the skittles and the plate itself. 3. Watch and wait as the colors mix on the plate, the colors will move towards the 	<p>Family Connection Card Number or Newsletter: Parent Letter #8</p> <div data-bbox="730 378 932 656"></div> <p>Family Game:</p> <p>CLI Circle Activity</p> <p>https://cliengagementfamily.org/sponge-play/</p> <p>take the water play outside. Fill a bowl with warm water (adding food dye, if desired). A cookie sheet or plastic tray can also be used to catch any drips. Demonstrate to your toddler how to place the sponge in the full bowl and let it soak up the water. Next, squeeze the sponge over the empty bowl, transferring the water. Have your child try to continue transferring back and forth.</p>	<p>Nursery Rhyme/s: Here Comes the Firetruck</p> <p>https://www.youtube.com/watch?v=RI6UT82cB_E</p> <p>Entrance Song: Hello Friends</p> <p>Closing Song: See You Later Alligator</p> <p>https://youtu.be/2QkhX7R7K7U</p>	<p>Enrichment Activities</p> <p>Activity Title: Skittles Activity</p> <p>Materials:</p> <p>Skittles</p> <p>3 paper plates</p> <p>Procedure: 1. Sort skittles by red, yellow and orange color.</p> <p>2. Separate the red, orange and yellow skittles in the 3 different plates.</p>	<p>Special Needs Adaptations</p> <p>Give child a red, yellow and orange crayon and a paper and encourage child to scribble on paper.</p>
--	---	--	--	---	---


middle and create a whirl color.

Questions (Before, During, After):

-Who do we call in case of an emergency?

-What color is fire?


- why do you think that we should be Cautious when we use fire?



English YouTube Video:



Encourage child to paint with the sponge on the floor.

	<div>Spanish YouTube Video:</div> <div></div>				
--	--	--	--	--	--

Social Emotional Development

Wonderful Words of the Week: Fire
Firefighter
Brave
Listen

Language Enhancement:



firefighter
bombero



police officer
policia



fire
incendio



safe
seguro

Readiness Skill:

Title of Story: Who I am?

Learning Goals:

Begins to develop and demonstrate a positive sense of self, competence, and an identity that is rooted in their family and culture. (B,2,d)

Learning Outcomes:

This week children will learn about people who keep them safe: firefighters and police officers.

Materials:


- 1.- Sheets of paper, (if possible, prints of police, firefighter and / or nurse hats.
- 2.- Glue
- 3.- Scissors
- 4.- Colors
- 5.- Marker
- 6.- Mirror

Procedures:

- 1.- Cut out the sheets of paper in the shape of a hat for your child.
- 2.- On the front part, draw the policeman's or fireman's hat.

Family Connection

Card Number or Newsletter:
#11



Family Game:

"Monkey see, monkey do"

https://www.youtube.com/watch?v=tYv5QNO9_OU

Nursery Rhyme/s:

hurry hurry drive the police
car song kids

<https://youtu.be/9FAz6lIVDq0>

Entrance Song: Rise and Shine

https://youtu.be/dy_BWXT6Fjc

Closing Song:

"Time to say Good-bye"

<https://youtu.be/STML4yjPpoM>

Enrichment Activities

Activity Title:
"My reflection in the mirror"

Materials:


1. A mirror
2. A mat or bedspread.

Procedure:

- 1 Stretch the quilt or mat on the floor. (Baby rugs also work).
2. Bring up a mirror that stands on its own, or if not, lean it against a wall.
3. Lay your baby on the mat so he can see himself head-on in the mirror.
4. Talk about what you see in the mirror such as the eyes, nose, mouth, and your reflection.

Special Needs Adaptations

Talk about the colors of the hats. Let the child touch and look at his image in the mirror. Interact with your baby while they do the activity.

	<p>3.- Color the hat.</p> <p>4.- Put glue to close the front and back of the hat to fit your child.</p> <p>5.- Place your child in front of a mirror and talk with him, ask him how he feels? What if he is ready for an adventure? (All while the child is in front of the mirror).</p> <p>6.- Move the mirror around, while placing the hat on the child.</p> <p>7.- Put the mirror back in front of your child and ask him What is on your head? Who are you? ...A policeman? and I talked to him about what a police officer does and how they help us feel safe.</p> <p>Questions (Before, During, After):</p> <p>Before: What does a police officer do?</p> <p>During: Where can you find a police officer?</p> <p>After: What color is the police officers' uniform?</p> 				
--	---	--	--	--	--

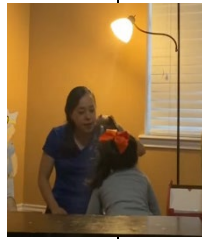


English YouTube Video: 

Spanish YouTube Video 

Physical Development

<p>Wonderful Words of the Week: Fire Firefighter Brave Listen</p> <p>Language Enhancement:</p> <div data-bbox="115 532 279 695"></div> <p>firefighter bombero</p> <div data-bbox="115 760 279 922"></div> <p>police officer policía</p> <div data-bbox="115 987 279 1149"></div> <p>fire incendio</p> <div data-bbox="115 1214 279 1377"></div> <p>safe seguro</p>	<p>Readiness Skill:</p> <p>Title of lesson: Friends who keep us safe Learning Goals: Develops confidence with moving in space, moving to rhythm, and playing near and with others. (A.2.e.) Learning Outcome: Children will learn about people who keep them safe: Firefighters.</p> <p>and police officers. Materials inside your material box: Blanket or a sheet Procedures: Get a blanket/sheet and place over a couch or a coffee table or a small table or chairs, to create a tunnel to crawl under. Have child crawl under.</p> <p>Questions to ask before, During and after your lesson. Lesson Use your classroom mascot!</p> <p>Before: "Who are the people that help keep us safe?" During: "What does a firefighter and police officer do?" After: "How does a firefighter and police officer keep us safe?"</p> <div data-bbox="331 1235 443 1422"></div> <div data-bbox="459 1247 695 1377"></div>	<p>Family Connection</p> <p>Card Number or Newsletter: #14</p> <div data-bbox="774 354 940 570"></div> <p>Family Game: Take a walk around the community in search of community workers.</p>	<p>Nursery Rhyme/s:</p> <p>Entrance Song: Hello Friends</p> <p>https://youtu.be/3ywlu30lqKA</p> <p>Closing Song: Five Little Monkeys</p> <p>https://youtu.be/i14MGnPeBzE</p>	<p>Enrichment Activities</p> <p>Activity Title: Stay low and crawl</p> <p>Materials: Chairs</p> <p>Some children will not want to be under a sheet. Encourage them to crawl on their bellies without the sheet.</p>	<p>Special Needs Adaptations</p> <p>Encourage the child to touch and feel the blanket and lift it up and down together.</p>
--	---	--	---	--	--



English Video:



Spanish Video:



Music and Movement

Wonderful Words of the Week: Fire
Firefighter
Brave
Listen

Language Enhancement:



firefighter
bombero



police officer
policia



fire
incendio



safe
seguro

Readiness Skill:

Title of the Lesson:
Stop, Drop and Roll

Stop, Drop, and Roll
(Frog Street Action Songs CD)
(Tune: "Three Blind Mice")

Stop, drop, and roll.
Stop, drop, and roll.
If ever your clothes catch on fire,
Stop, drop, and roll.
Remember this rule,
This golden safety rule:
If ever your clothes catch on fire,
Stop, drop, and roll.

Learning Goals:

(B.2.d.) Shows awareness of relationships to family/community/cultural groups.

(C.3.b) Develops a playful interest in repetitive sounds and words (rhythm, rhyme, alliteration).

Learning Outcomes:

This week children will learn about people who keep them safe: firefighters and police officers.

Materials:

-Song (Stop, Drop and Roll)
-Puppets

Procedures:

1. Remind children about the people who keep us safe as you go over the vocabulary words. Ask children who do we call if we see a fire. You can tell them 911 or a firefighter.
2. Ask children if they know what to do if our clothes catch on

Family Connection

Card Number or Newsletter:#6



Family Game:

Baby Face (Peek-a-Boo)

Younger Infants(3-8months): Play this game with a baby laying on her back or sitting. Start by placing your hands over your eyes so that the baby sees the intent of the game. Play the game a second time placing a baby's hand over her eyes and moving then for her as indicated in the lyrics.

Older Infants (8-12 months) Older infants can play Peek-a-boo seated or standing while facing you.

Nursery Rhyme/s:



30 Stop Drop And Roll.mp3

Entrance Song:

The More We Get Together

<https://youtu.be/SpzLA-w1I8s>

Closing Song:

Goodbye friends

<https://youtu.be/2O975ewRT7Q>



Enrichment Activities

Activity Title:

Who do we call?

Materials:

Hurry Hurry Drive the Fire Truck Song

<https://youtu.be/aD3LZe7IoOo>

Hurry Hurry Drive the Police Car song

<https://youtu.be/9FAz6IIVDq0>

Procedure:

Talk to your child about how firefighters and police keep us safe watch YouTube videos above for a fun way to teach children about what firefighters and police officers do for us.

These videos will help children learn about different scenarios in which we can call a firefighter or police officer to come help us.

Special Needs Adaptations

All early sounds, including music and rhythms, play a profound role in shaping the brain. Linguistics, psychologists, and neuroscientists have recently changed their long-held opinion about the relationship between speaking and singing. The latest data shows that music and language are so intertwined that an awareness of music is critical to a baby's language development. As children grow, music may foster their communication skills. Our sense of song helps us learn to talk, read, and even make friends. -Frog Street.

fire? Sing the song
Stop, Drop and Roll.
3.Demonstrate how to
stop, drop and roll.
Ask children if they
can show you how to
stop, drop and roll?

**Questions (Before,
During, After):**

Before:

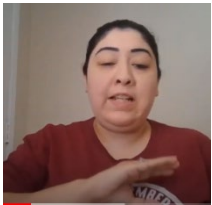
Who do we call when
we see a fire?

During:

What do we do if our
clothes catch fire?

After:

Can you show me
how to stop, drop
and roll?



**English YouTube
Video:**



**Spanish YouTube
Video:**



Lyrics:

Peek-a-boo

Peek-a-boo

Peek-a-boo I see
you!

Hello baby, do you
see me too?

Peek-a-boo, peek-a-
boo.

Now I'll shake hands
with you

And say, "How do
you do?"

As we all play peek-
a-boo.

